



World Flags - Biscuits

A creative way of learning some of the flags of the world. With 195 countries in the world, that's a lot of biscuits which will need eating!

How?

Before the activity you will need to print out the below sheet, with examples of some of the flags in the world. This will allow your young people to know which colours they will need for the flags they wish to create.

You will also need to make some icing ready for your group to make their world flags.



Give each young person a biscuit and firstly get them to ice it, so they are able to stick their sweets on top. Make sure there is enough icing on the biscuit so the sweets stick, but not too much that it drips down the sides. Thicker icing works best for this.

Now, using a mix of colourful sweets, get your young people to re-create a flag onto their biscuit. Try and get them to be creative and use different types of sweets to re-create the flag the best they can. Once they have finished a flag, get them to make another one until the time is up.

Could you have a competition for the best flag? Or maybe a flag quiz afterwards to see how many they have learnt?



Materials:

- Biscuits
- Icing
- Lots of colourful sweets (jelly beans, smarties, M&Ms, fruit gems etc)
- Paper Plates
- Spoons
- Bowls (for icing)

Details:

Age - Anchors / Juniors

Cost - Low


Time - 15 / 20 Minutes

Difficulty - 2/5





USA




Japan



India




Germany



France



Brazil




Italy



South Africa



China



Qatar



Belgium



Mexico



United Kingdom



Russia



Sweden



Jamaica



Macedonia



Iceland



Panama



Cameroon



Ireland



Switzerland



Spain



Nigeria



Ghana



Romania



Turkey



Israel



South Korea



Egypt



Norway



Netherlands



Poland



Czech Republic



Croatia




Seychelles



Vietnam



North Korea



Madagascar



Lebanon



Portugal



Hungary



Greece



Chile



Canada